

# Monthly Crime Report April 2026



Coeur d'Alene Police Department

**Submitted by: Crime Analysis**

**3818 Schreiber Way, Coeur d'Alene, ID 83815**

**May 12, 2026**

# April Crime Report 2026

**PURPOSE:** The purpose of this report is to provide an analysis of Coeur d'Alene crime for the month of April for calendar month and year to date.

- **Compstat Report for calendar month and year to date**
- **Arrest statistics for calendar month**
- **Calls for Service / Officer Activity for calendar month**
- **Compstat Monthly Map for calendar month**
- **Month-to-Month Comparison Field Interviews**

**DATA SOURCE:** The information used for this analysis was Summit / Spillman data compiled using CrimeView Mapping / Analysis and Crystal Report / Excel Statistical Charts.

**ADDITIONAL INFORMATION:** [Cityprotect.com](https://www.cityprotect.com) is updated daily with calls/crimes occurring in Coeur d'Alene. The website also allows you to sign up for alerts for crimes occurring in your area, provide tips, and has an interactive map to assist in exploring geographically.

The statistics provided in this report are preliminary counts of the original police incident reports and may vary from the final UCR (Uniform Crime Reporting) statistics published by the FBI.



# CompStat: Part 1 Crimes

Part 1 Crimes - Monthly Analysis						
Offense	Normal Range for April	April 2026	March 2026	Percent Change	Amount Change	Normal Range for May
Aggravated Assault	2-12	10	7	43%	3	5-10
Homicide	0-1	0	0	N/C	0	0-1
Rape	1-5	1	2	-50%	-1	2-4
Robbery - Commercial	0-0	0	0	N/C	0	0-1
Robbery - Person	0-1	0	0	N/C	0	0-1
<b>Person Crime Totals</b>		<b>11</b>	<b>9</b>	<b>22%</b>	<b>2</b>	
Arson	0-2	1	0	N/C	1	0-1
Auto Burglary	0-22	1	6	-83%	-5	4-11
Burglary - Nonresidential	0-2	0	0	N/C	0	0-3
Burglary - Residential	2-6	4	1	300%	3	1-6
Theft	19-33	14	18	-22%	-4	22-36
Vehicle Theft	3-5	0	2	-100%	-2	1-3
<b>Property Crime Total</b>		<b>20</b>	<b>27</b>	<b>-26%</b>	<b>-7</b>	
<b>Grand Total</b>		<b>31</b>	<b>36</b>	<b>-14%</b>	<b>-5</b>	

These statistics are preliminary counts of the original police incident reports and may vary from the final UCR (Uniform Crime Reporting) statistics published by the FBI.

**Aggravated Assaults (10):** Closures: 3 – Arrests, 3 – Active Investigations, 2 – Prosecution Refused, 1 – Juvenile Petition & 1 – Victim Refused.

**Rape (1):** Case involves two juveniles and is being reviewed by the Prosecutor.

**Arson (1):** Suspect located and arrested.

**Auto Burglary (1):** Unknown exact location of theft, wallet missing.

**Burglary – Residential (4):** W. Garden Ave. – Front door kicked in, cash taken; 1400 blk of N. 6<sup>th</sup> St. – Garage door pried open, residence ransacked. Cash taken; 2100 blk of W. Canfield Ave. – Domestic related, suspect arrested; N. Hat Trick Ln. – Domestic related, active investigation.

**Theft (14):** 5 of the 14 incidents were shoplifting related. The remaining cases involved thefts from buildings that were open to the public or where the suspects had legal access. Case Closures: 2 – Arrests/Citations and 12 – Reports taken.



# CompStat: Part 1 & 2 Crimes YTD

## Coeur d'Alene Police: Part 1 Crimes

OFFENSE	Jan-Apr 2026	Jan-Apr 2025	% Chg
Aggravated Assault	29	23	26%
Arson	1	0	N/C
Auto Burglary	17	20	-15%
Burglary - Non Resid	0	3	-100%
Burglary - Resid	10	11	-9%
Rape	7	8	-13%
Homicide	0	0	N/C
Robbery - Commercial	0	0	N/C
Robbery - Person	1	1	0%
Theft	77	76	1%
Vehicle Theft	5	5	0%
<b>Part 1 Crimes Total</b>	<b>147</b>	<b>147</b>	<b>0.00%</b>

### Part 1 Crimes YTD Comparison

2024 to 2026 – 32.26% Reduction	2019 to 2026 – 42.80% Reduction
2023 to 2026 – 35.53% Reduction	2018 to 2026 – 59.95% Reduction
2022 to 2026 – 38.75% Reduction	2017 to 2026 – 62.60% Reduction
2021 to 2026 – 45.96% Reduction	2016 to 2026 – 69.18% Reduction
2020 to 2026 – 50.00% Reduction	2015 to 2026 – 72.37% Reduction
2014 to 2026 – 76.40% Reduction	

## Coeur d'Alene Police: Calls for Service

Patrol	Jan-Apr 2026	Jan-Apr 2025	% Chg
Officer Initiated	5,508	6,058	-9.08%
Citizen Initiated	11,282	11,108	1.57%
<b>Total</b>	<b>16,790</b>	<b>17,166</b>	<b>-2.19%</b>

Officer Initiated Activity: Traffic stops, directed patrols, business checks, ped/bike checks & suspicious

Code Enforcement	Jan-Apr 2026	Jan-Apr 2025	% Chg
Self Initiated	619	498	24.30%
Citizen Initiated	193	139	38.85%
<b>Total</b>	<b>812</b>	<b>637</b>	<b>27.47%</b>

## Coeur d'Alene Police: Part 2 Crimes

OFFENSE	Jan-Apr 2026	Jan-Apr 2025	% Chg
Alcohol Offense	20	34	-41%
Assault	163	186	-12%
Child Abuse	24	21	14%
Communications Off.	3	2	50%
Conspiracy	1	2	-50%
CPOR/NCOV Violations	40	32	25%
Custodial Interference	4	6	-33%
Disturbing the Peace	31	29	7%
Drugs	250	267	-6%
DUI	77	71	8%
Embezzlement	1	3	-67%
False Info to LE	5	11	-55%
Fraud/Forgery	30	19	58%
Harassment	24	27	-11%
Intimidation	18	20	-10%
Juvenile Problem	40	45	-11%
Kidnapping	2	4	-50%
Mail Tampering	0	0	N/C
Neglect (Elderly)	2	1	100%
Obstructing	32	26	23%
Pornography	4	15	-73%
Recovered Stolen Prop.	3	5	-40%
Sex Offender Violation	4	6	-33%
Sex Offense	31	31	0%
Trespassing	17	16	6%
Vandalism	55	51	8%
Weapon Offense	12	16	-25%
Other	9	10	-10%
<b>Part 2 Crimes Total</b>	<b>902</b>	<b>956</b>	<b>-5.65%</b>

## Coeur d'Alene Police: Warrant Arrests

	Jan-Apr 2026	Jan-Apr 2025	% Chg
<b>Warrant Arrests</b>	<b>135</b>	<b>166</b>	<b>-18.67%</b>



# Calls for Service / Officer Activity

## April 2026

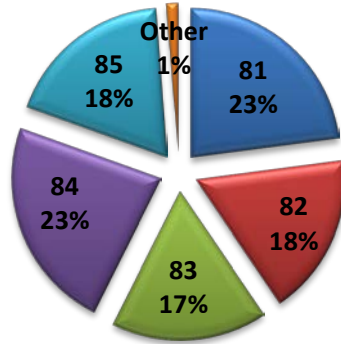
### Calls for Service by District

(Officer Initiated Activity Not Included)

District	Count
81	662
82	508
83	488
84	666
85	529
Other	35
<b>Total</b>	<b>2888</b>

(Calls for Service in April 2025 – 2,896)

### Calls for service by District



### Officer Initiated Activity

#### Suspicious & Ped/Bike Checks by District

District	Count
81	22
82	52
83	11
84	12
85	36
Other	0
<b>Total</b>	<b>133</b>

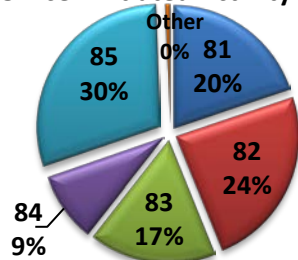
#### Directed Patrol by District

District	Count
81	10
82	9
83	6
84	8
85	5
Other	1
<b>Total</b>	<b>39</b>

#### Traffic Stops by District

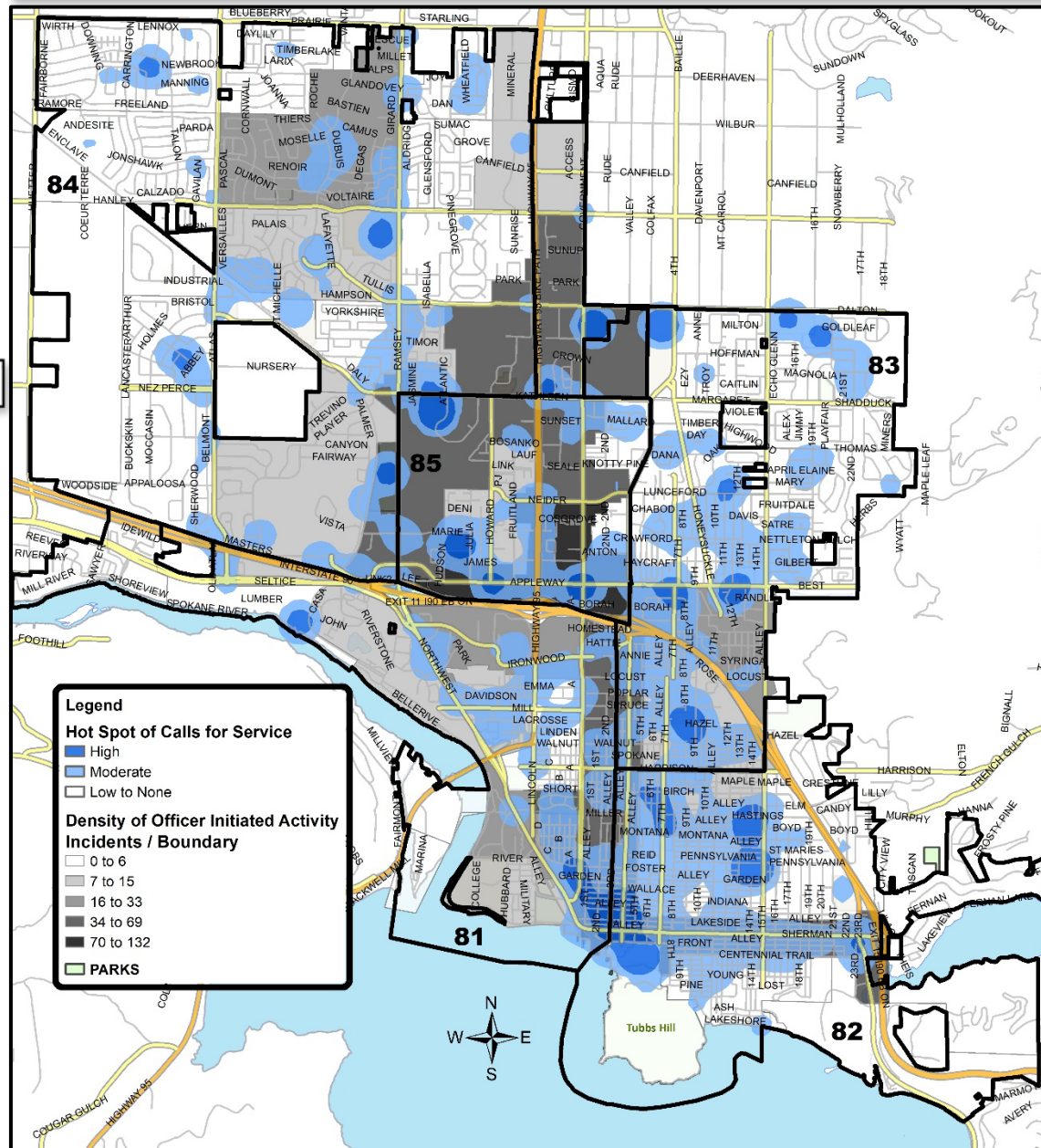
District	Count
81	145
82	153
83	133
84	61
85	224
Other	4
<b>Total</b>	<b>720</b>

### Officer Initiated Activity by

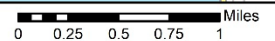


\*Not included in chart:  
 Business Checks – 5  
 Community Engagement - 23  
 Code Violations - 255

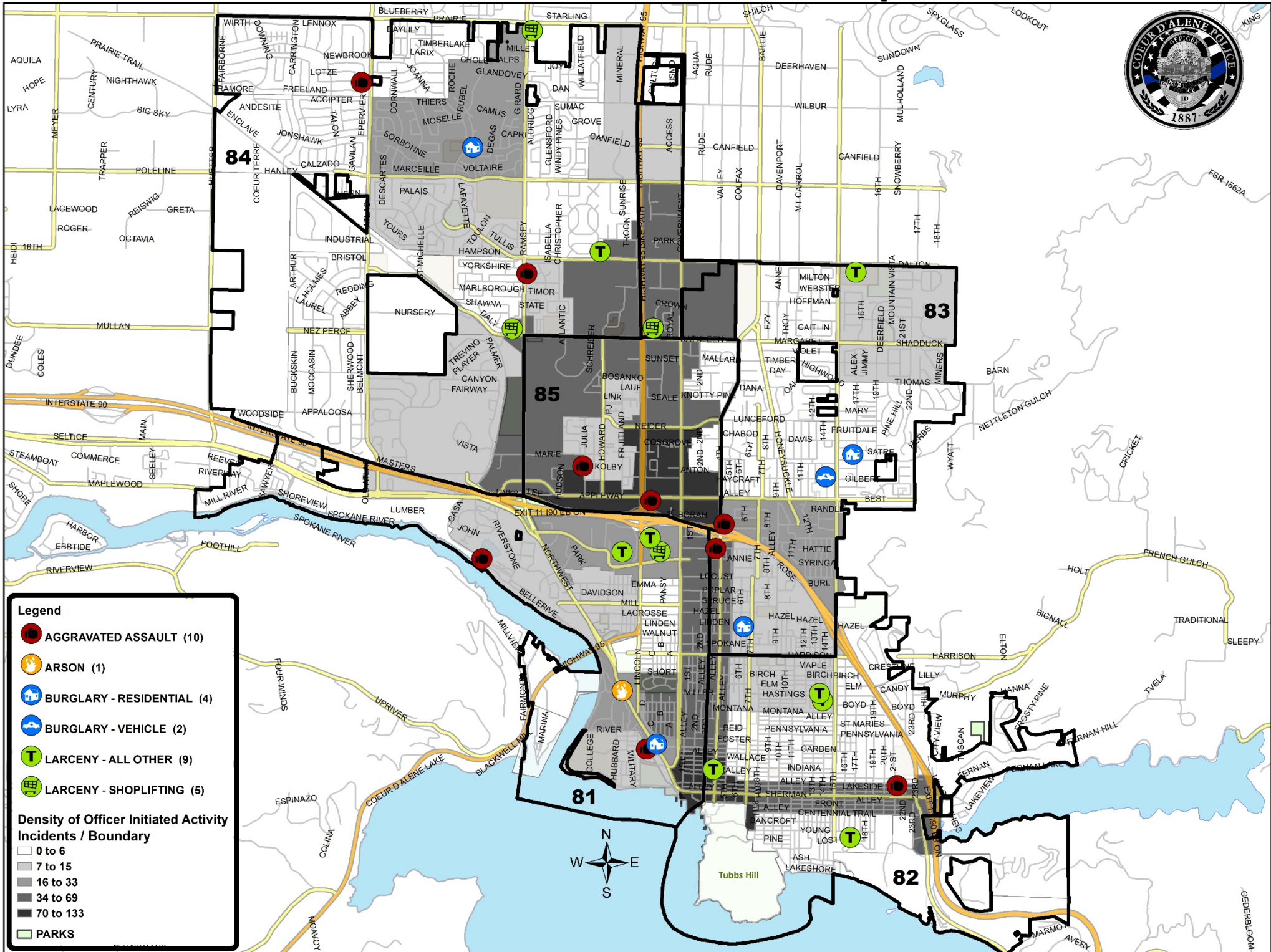
### Calls for Service Hot Spots & Officer Initiated Activity by Neighborhood



Created May 11, 2026 - CDA PD Crime Analysis



# Coeur d'Alene Police Part One Crimes: April 2026




**Legend**

- AGGRAVATED ASSAULT (10)
- ARSON (1)
- BURGLARY - RESIDENTIAL (4)
- BURGLARY - VEHICLE (2)
- LARCENY - ALL OTHER (9)
- LARCENY - SHOPLIFTING (5)

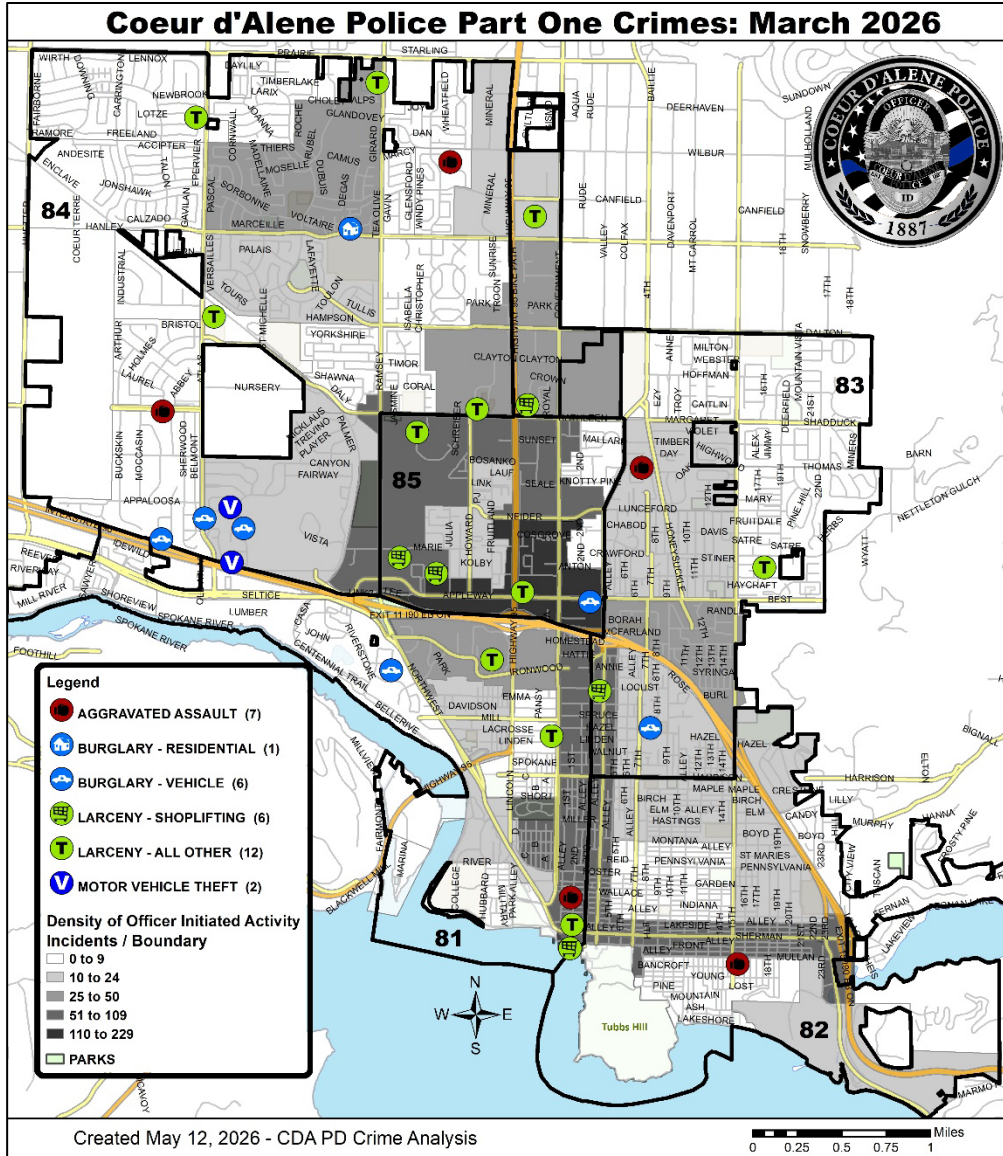
**Density of Officer Initiated Activity Incidents / Boundary**

- 0 to 6
- 7 to 15
- 16 to 33
- 34 to 69
- 70 to 133
- PARKS

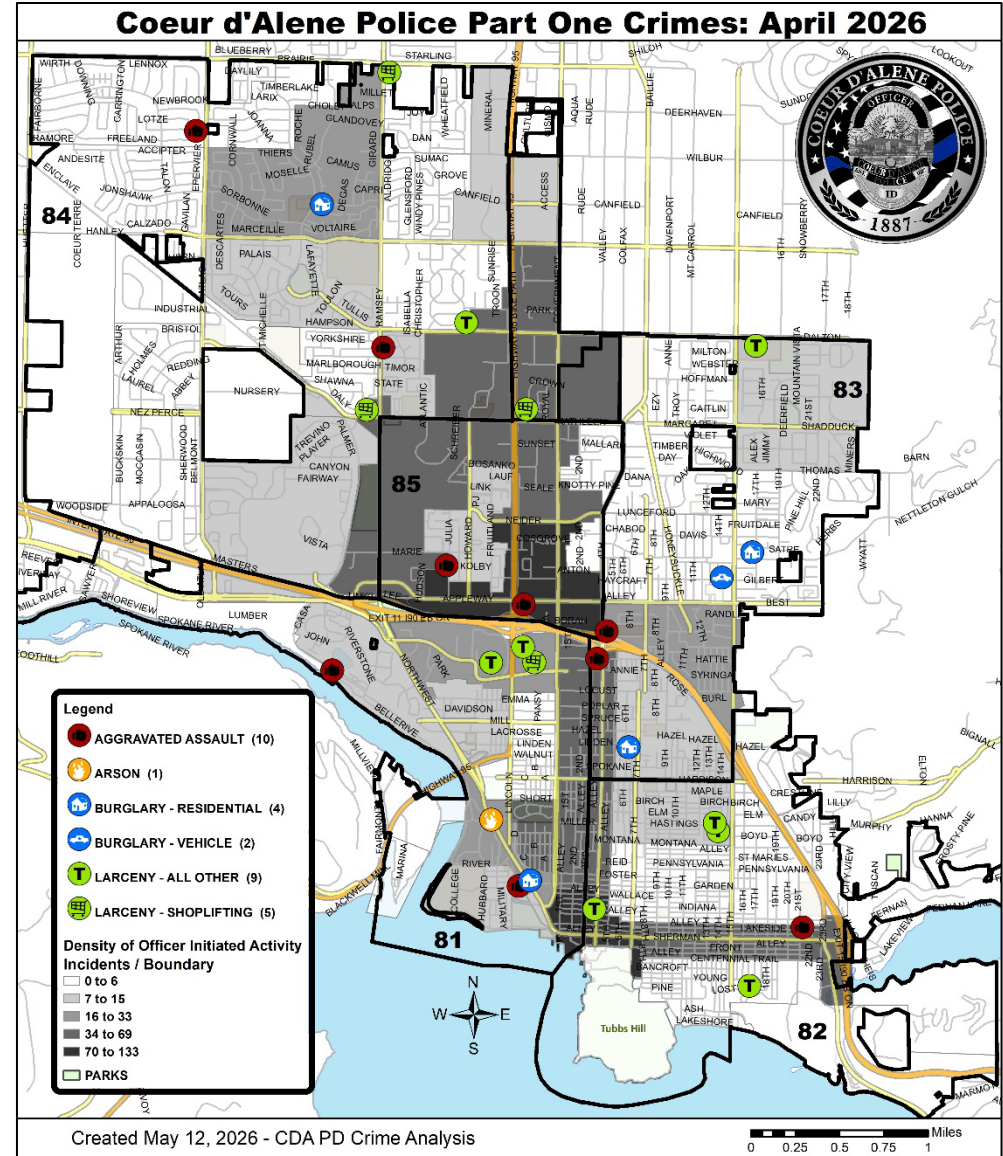


# CDA PD Monthly Comparison of Part One Crimes

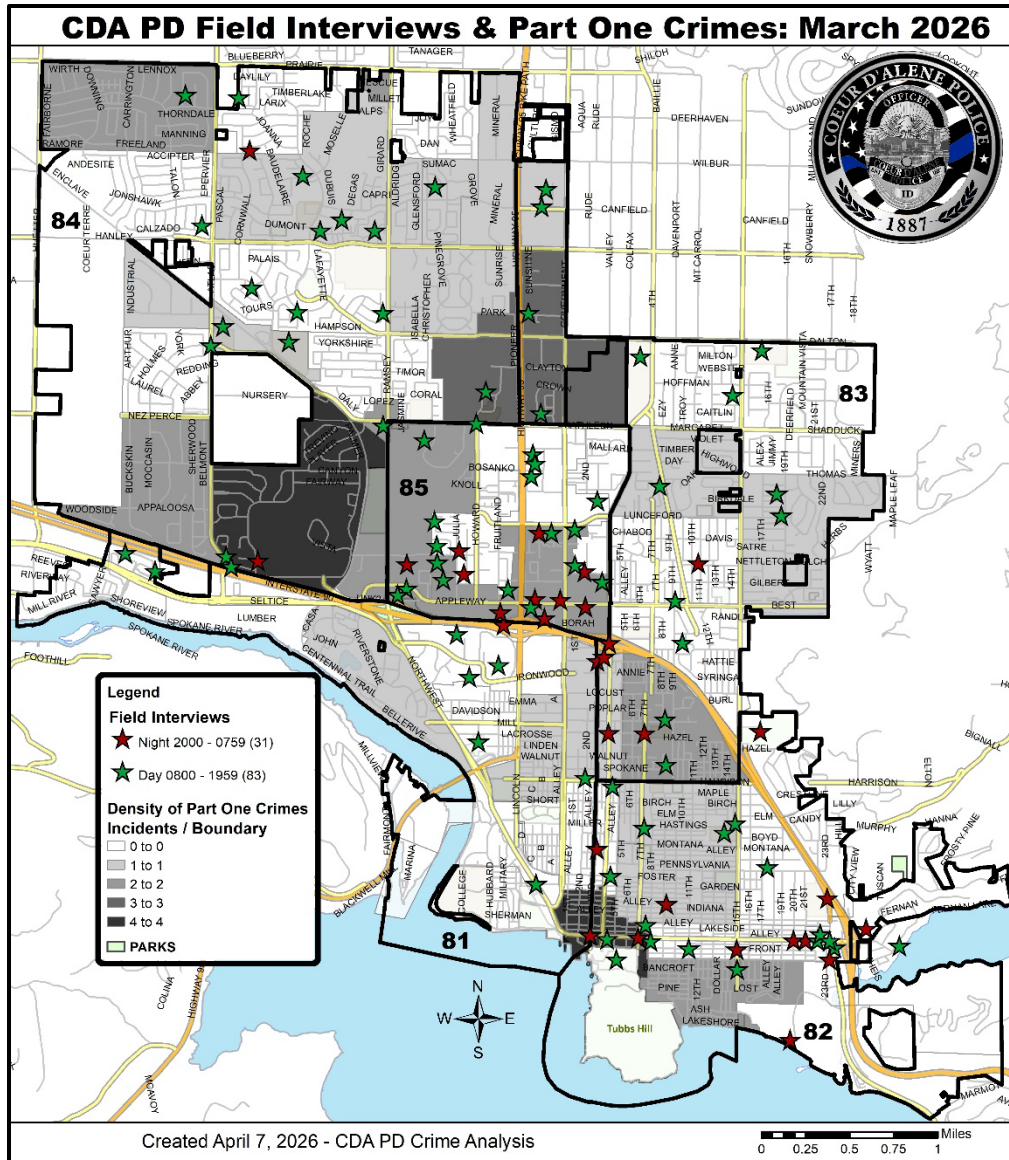
## Coeur d'Alene Police Part One Crimes: March 2026



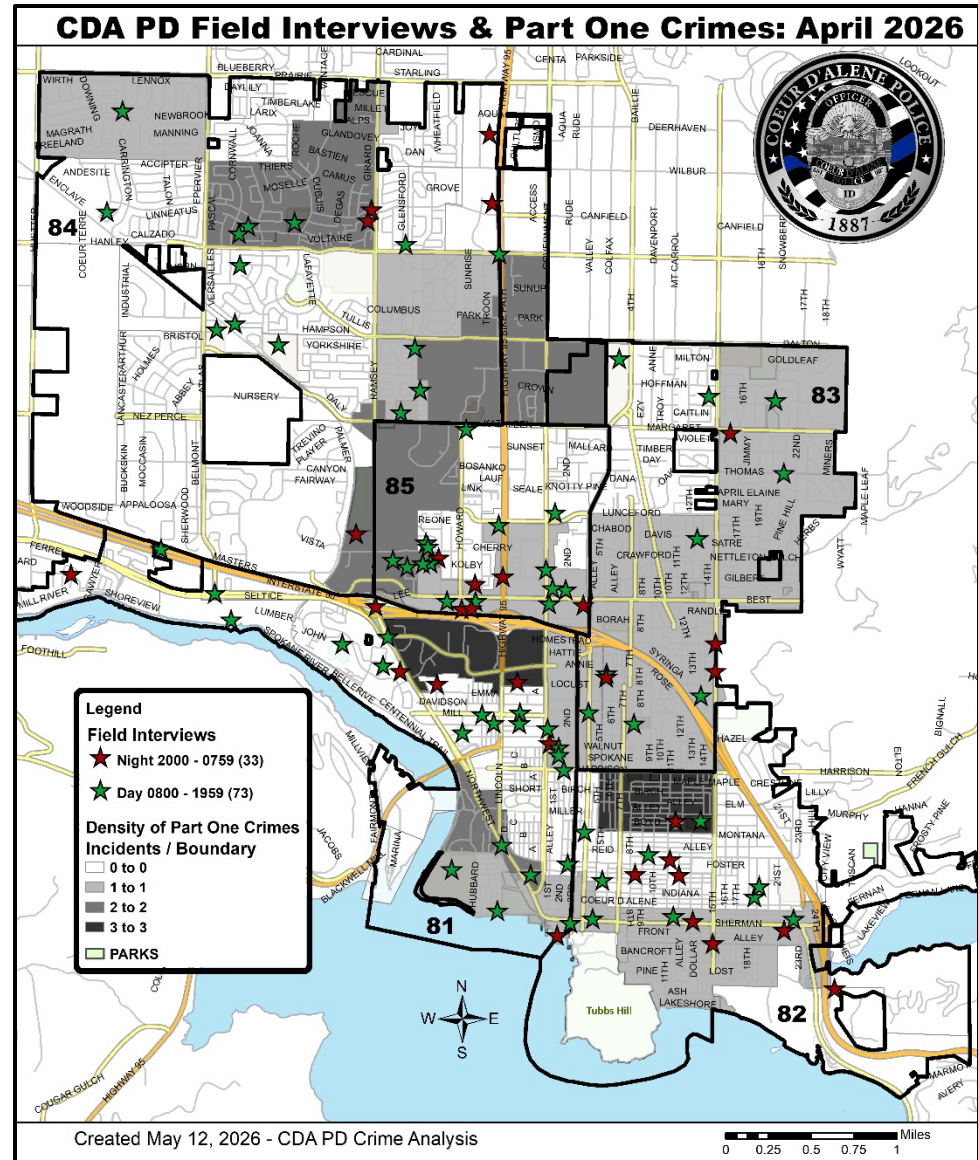
## Coeur d'Alene Police Part One Crimes: April 2026



# CDA PD Monthly Comparison of Field Interviews with Density of Part One Crimes



114 Field Interviews



106 Field Interviews

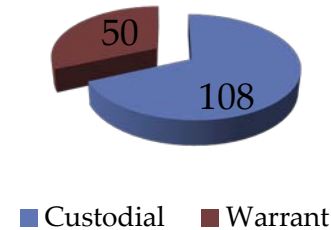


# Arrest Statistics for April 2026

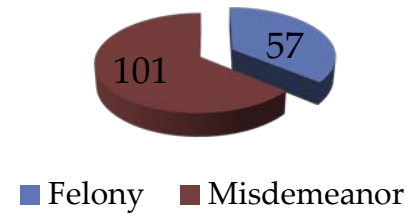
During the month of April there were 75 offenders booked by the Coeur d'Alene Police Department with a total of 158 charges.  
 March statistics: 78 offenders and 152 charges.

New Arrests	108
Drug Possession, Under Influence or Frequenting (Misd.)	15
Drug Possession, Manufacture or Delivery (Felony)	14
DUI (Misd.)	13
Assault / Battery	6
No Contact Order Violation	6
Domestic Assault / Battery	5
Arrests & Seizures-Resisting or Obstructing Officers	5
Disorderly Conduct	5
Aggravated Assault / Battery	4
Probation / Parole Violation	3
Disturbing the Peace	3
Battery on a Health Care Worker	3
Property-Malicious Injury to Property	3
Trespassing / Unlawful Entry	2
Sex Offender Registration Violation	2
Burglary	2
Criminal Conspiracy	2
Grand Theft	1
False Information to LE	1
Injury to Child	1
Fail to Maintain Provide Proof of Insurance	1
Accident Fail to Notify / Leaving the Scene	1
Driving Without Privileges	1
Attempted Strangulation	1
Evidence-Destruction, Alteration or Concealment	1
Pedestrian-Under the Influence of Alcohol or Drugs	1
Terrorism	1
Trespass - Fail to Depart	1
Weapon-Exhibition or Use of Deadly Weapon	1
Weapon-Possessing Weapons or Firearms on School Property	1
Weapons Prohibited; Discharge Prohibited	1
Witness-Preventing or Intimidating Witness from Testifying	1

CDA PD Arrests  
Custodial vs. Warrant



CDA PD Arrests  
Felony vs. Misdemeanor



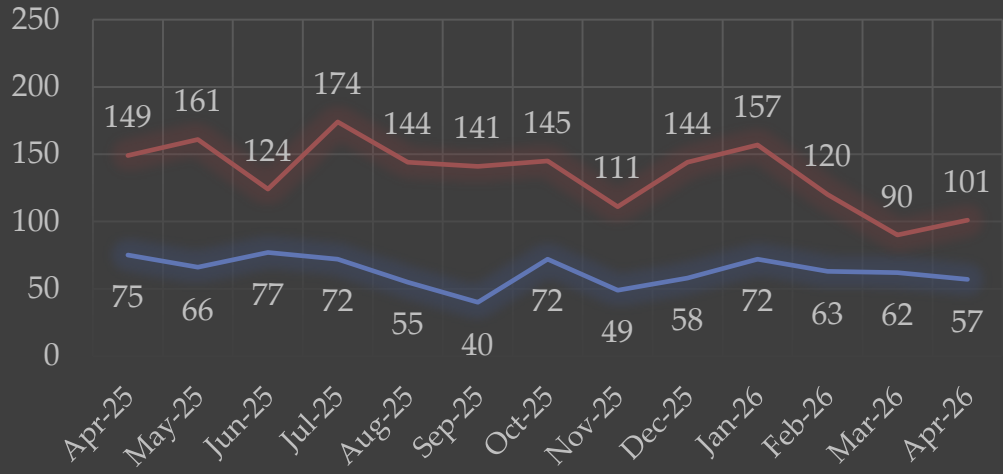
Warrant Arrests	50
Drug Possession, Under Influence or Frequenting (Misd.)	9
Warrant of Detention	6
Drug Possession, Manufacture or Delivery (Felony)	5
Probation / Parole Violation	4
Driving Without Privileges	4
Unlawful Possession of Firearm	4
Disturbing the Peace	3
DUI (Misd.)	2
Petit Theft	2
Fail to Maintain Provide Proof of Insurance	2
Burglary	2
Grand Theft in Excess of \$1,000	2
Grand Theft	1
Arrests & Seizures-Resisting or Obstructing Officers	1
Driving - Inattentive or Careless	1
Fugitive from Justice	1
Pedestrian-Under the Influence of Alcohol or Drugs	1



# Arrest Statistics – Previous 12 Months

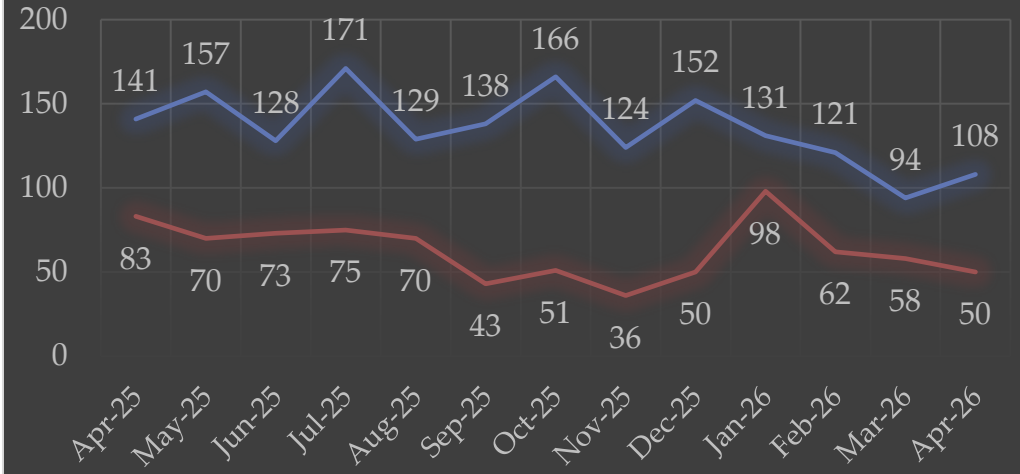
## Felony vs. Misdemeanor Charges

— Felony — Misd.



## Custodial vs. Warrant

— Custodial — Warrant



## Total Charges / Offenders Arrested

— Charges — Offenders

